

OT FIT 100/220-240/750 D NFC L

OPTOTRONIC FIT D NFC L | Linear / Area Constant Current – Non dimmable

Product family features

- Line frequency: 0 Hz | 50 Hz | 60 Hz
- Versatile scope of application due to output power range of up to 75 W
- Supply voltage: 220...240 V
- Available with output current range: up to 550 mA
- Non-isolated drivers



Product family benefits

- Flexible and future-proof current setting via NFC (Near Field Communication)
- Lifetime: up to 100,000 h (temperature at $T_c = 65^\circ\text{C}$, max. 10 % failure rate)
- High quality of light thanks to <1% output ripple current
- Very high efficiency
- Fulfill safety requirement due to overload, overtemperature protection

Areas of application

- Linear lighting for office, education, industry, storage areas and retail
- Installation in emergency lighting systems according to IEC 61347-2-13, appendix J
- Suitable for installation in emergency lighting systems according to EN 60598-2-22
- Suitable for luminaires of protection class I

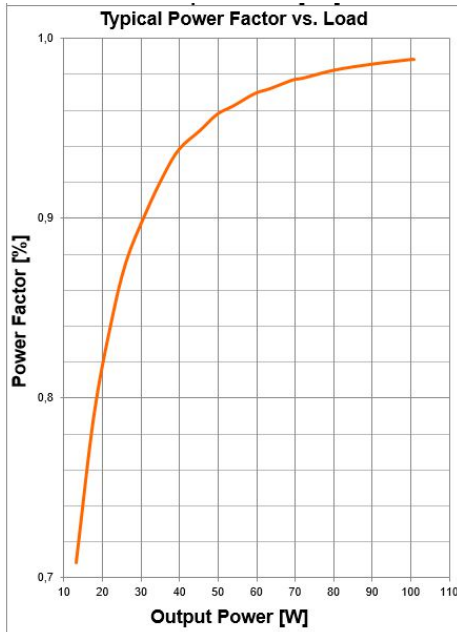
Technical data

Electrical data

Nominal input voltage	220...240 V
Mains frequency	0/50/60 Hz
Input voltage AC	198...264 V
Input voltage DC	176...276 V
Current set	NFC
Total harmonic distortion	< 10 %
Power factor λ	0.65C...0.99
Efficiency in full-load	95 % ¹⁾
Device power loss	5.5 W
Inrush current	39 A
Max. ECG no. on circuit breaker 10 A (B)	10
Max. ECG no. on circuit breaker 16 A (B)	16
Surge capability (L/N-Ground)	2 kV
Surge capability (L-N)	1 kV
Nominal output voltage	54...216 V
U-OUT (working voltage)	< 250 V
Nominal output current	250...750 mA
Default output current	250 mA
Output current tolerance	± 3 %
Output ripple current (100 Hz)	≤ 1 %
Output PSTLM	≤ 1
Output SVM	≤ 0.4
Nominal output power	13...100 W
Maximum output power	100 W
Galvanic isolation	Non isolated

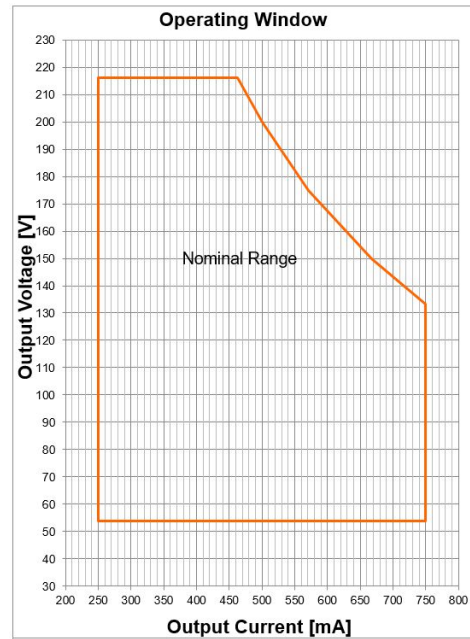
1) at 230 V, 50 Hz

Typical Power Factor v Load



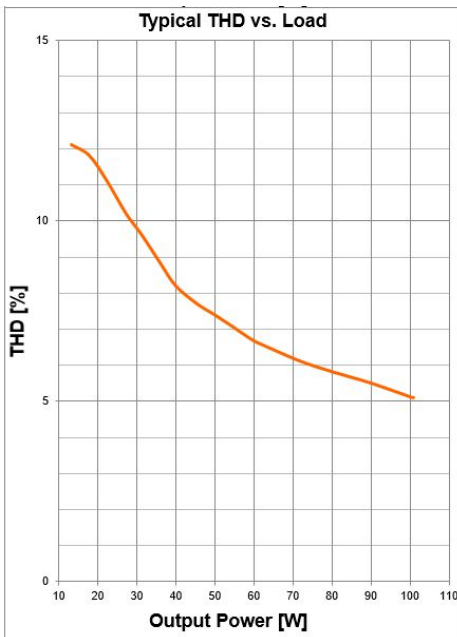
OT FIT 100 D NFC L Typical Power Factor vs. Load

Operating Window



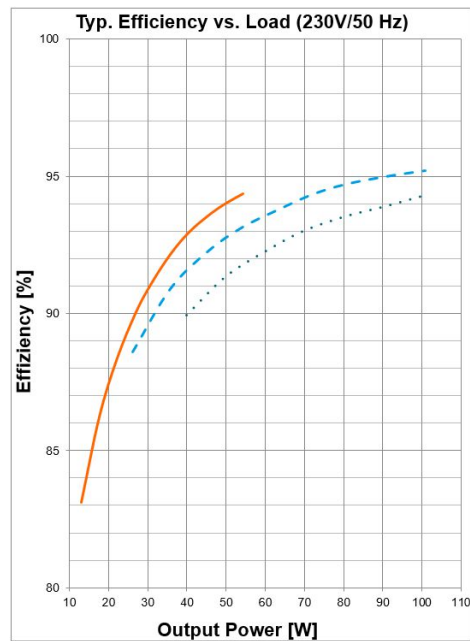
OT FIT 100 D NFC L Operating window

Typical THD v Load



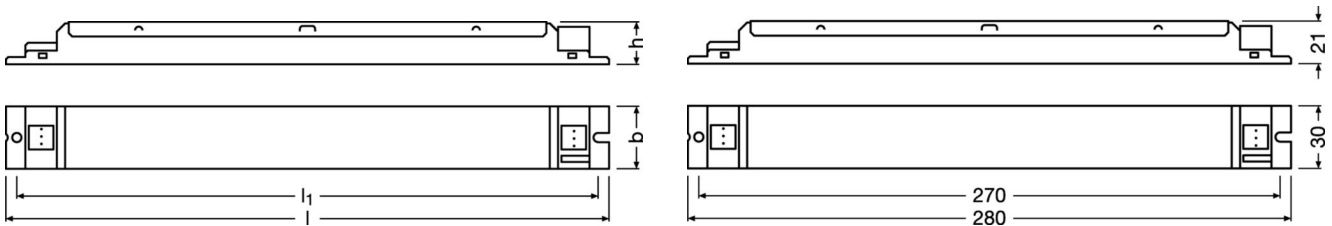
OT FIT 100 D NFC L Typical THD Vs Load

Typical Efficiency v Load 230 V 50 Hz



OT FIT 100 D NFC L Typical Efficiency vs. Load

Dimensions & weight



Length	280.0 mm
Width	30.0 mm
Height	21.0 mm
Mounting hole spacing, length	270.0 mm
Cable cross-section, input side	0.5...1.5 mm ²
Cable cross-section, output side	0.5...1.5 mm ²
Wire preparation length, input side	8.0...9.0 mm
Wire preparation length, output side	8.0...9.0 mm
Product weight	215.00 g

Colors & materials

Casing material	Metal
------------------------	-------

Temperatures & operating conditions

Ambient temperature range	-25...+50 °C
Maximum temperature at tc test point	75 °C
Max.housing temperature in case of fault	110 °C
Temperature range at storage	-40...+85 °C
Permitted rel. humidity during operation	5...85 % ¹⁾

1) Maximum 56 days/year at 85 %

Lifespan

ECG lifetime	50000 h / 100000 h
---------------------	--------------------

Capabilities

Programming interface	NFC
Dimmable	No
Constant lumen function	Programmable
Max. cable length to lamp/LED module	2.0 m ¹⁾
Number of channels	1
Overload protection	Automatic reversible
Suitable for fixtures with prot. class	I
Suitable for emergency lighting	Yes
Type of connection, input side	Push terminal
Type of connection, output side	Push terminal
Overheating protection	Automatic reversible
Short-circuit protection	Automatic reversible
Intended for no-load operation	No
No-load proof	Yes

1) Output wires must be routed as close as possible to each other

Programming

Programming device	FEIG
Tuner4TRONIC Field App	Yes

Certificates & standards

Approval marks – approval	CE / EL / VDE-ENEC / EAC / CCC / BIS / RCM
Standards	Acc. to IEC 61347-1 / Acc. to IEC 61347-2-13 / Acc. to IEC 62384 / Acc. to IEC 62386 / Acc. to IEC 61000-3-2 / Acc. to IEC 61000-3-3 / Acc. to IEC 61547
Type of protection	IP20

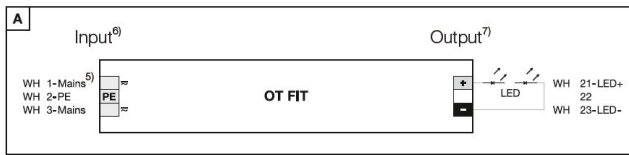
Logistical data

Commodity code	85044083900
----------------	-------------

Environmental information

Information according Art. 33 of EU Regulation (EC) 1907/2006 (REACH)	
Date of Declaration	10-07-2024
Primary Article Identifier	4062172122863
Declaration No. in SCIP database	In work

Wiring Diagram



OT FIT 100 D NFC L Wiring diagram

Download Data

File		
Certificates	PDF	▶OT ENEC 40038085 111023
CAD data 3-dim	Compressed	▶OT FIT 100 D NFC L CAD3PDF 270220
CAD data 2-dim	Compressed	▶OT FIT 100 D NFC L CAD2PDF 270220
CAD data	Compressed	▶OT FIT 100 D NFC L IGS 270220
CAD data	Compressed	▶OT FIT 100 D NFC L STEP 270220
Mandatory Publications	PDF	▶OT FIT D NFC L UK DoC 4281277 02 080923
Mandatory Publications	PDF	▶OT FIT D NFC L CE 3694918 161023
User instruction	PDF	▶OPTOTRONIC LED Power Supply

Ecodesign regulation information:

Intended for use with LED modules.

The forward voltage of the LED light source shall be within the defined operating window of the control gear in all operating conditions including dimming if applicable.

Separate control gear and light sources must be disposed of at certified disposal companies in accordance with Directive 2012/19/EU (WEEE) in the EU and with Waste Electrical and Electronic Equipment (WEEE) Regulations 2013 in the UK. For this purpose, collection points for recycling centres and take-back systems (CRSO) are available from retailers or private disposal companies, which accept separate control gear and light sources free of charge. In this way, raw materials are conserved and materials are recycled.

Logistical Data

Product code	Product description	Packaging unit (Pieces/Unit)	Dimensions (length x width x height)	Volume	Gross weight
4062172122863	OT FIT 100/220-240/750 D NFC L	Shipping carton box 20 Pieces	309 x 225 x 78 mm	5.42 dm ³	195.00 g

The mentioned product code describes the smallest quantity unit which can be ordered. One shipping unit can contain one or more single products. When placing an order, for the quantity please enter single or multiples of a shipping unit

Accessories Optional

Product description	Accessory name	Accessory code
OT FIT 100/220-240/750 D NFC L	PRH101 -USB	▶ 6977078996938
OT FIT 100/220-240/750 D NFC L	CPR30 -USB	▶ 6977078996945

Disclaimer

Subject to change without notice. Errors and omission excepted. Always make sure to use the most recent release.